



REDDAM EARLY LEARNING SCHOOL LINDFIELD NEWSLETTER



REDDAM
ELS

7TH APRIL 2017

Debbie's Message

By Debbie Zerbst, Principal

My own reflections about the last 10 weeks: "From little things, big things grow."

Term one is over and what a momentous one it has been for us all. The end of a term somehow makes me pause for a moment, take a deep breath in and breath out slowly, allowing myself time to reflect on the happenings during the term. There have been so many highlights and it would be impossible to put them all down. For this reason I have decided to create my own "Top 10 most memorable moment's list" and share it with you

My top 10 ten memorable moments of the term (in no particular order) were

1. Being asked for a free hug in my office by one of the children has to be included in my top 10.
2. I loved it when the staff and all the children in every stage dressed up for Purim and went on their first mini excursion.
3. Watching children squeal with delight when they hear and see the yellow train pass by, always makes me smile.
4. It was very interesting to find the longest slug that I had ever seen on the deck a few weeks ago, I particularly enjoyed watching how eagerly some of the older children created a safe house for it. They collected leaves and grass for its food. They also found a tiny bowl and filled it with water in case it got thirsty.
5. It was always exciting adding new and wonderful teachers to our existing staff members.
6. Realizing our numbers of student enrolments increase daily. (We are experiencing a strong enrolment interest in the Early Learning School. This, I believe, is due to the word of mouth that comes from our families and the dedicated staff that makes magic happens).

Debbie's Message Continued

By Debbie Zerbst

7. I got a thrill when I noticed more and more children wearing the Reddam multiform.
 8. Holding Nibbles, (our resident miniature rabbit), for the very first time was a highlight for me.
 9. Observing how our children and their families explored and played together with the materials set up under the Wonder Wall.
 10. Watching some children not wanting to go home when school was finished for the day!
 11. Seeing how happily a child was playing even though he or she found it difficult to separate from their parents earlier that morning.
 12. Watching the babies in the Nest being rocked to sleep in their hammocks is just beautiful.
- Wow it is difficult to stop at 10! Oops went over!!!

On a slightly more serious note...

I have a special project that I am working on and I need your help.

Would you please ask your child / children to tell you what some of their best memories have been during the term and write them down. One or two memories would be perfect...you can add some of your own favourite memories too. Your children may want to draw their memories too. That would be great.

Please email me their responses because I am documenting the Reddam ELS Lindfield 2017 story. Their memories will become part of our archive history.

Being a founding member of a new school is really quite exciting. We are all founding members of our Lindfield school. We are taking this journey together and it should be recorded for posterity.

I would like to wish you all happy holidays, happy Easter and happy Passover. During our vacation program you will not be receiving any newsletters. They will return in week 1 of Term 2.

PLEASE NOTE: Vacation program is an important time for our children to relax and recharge after a very busy and stimulating term. We have prepared a fun filled vacation care program which the children will enjoy .The program will be sent to you via email in the coming days.

Stage 1

By Lauren & Rujuta

Welcome back to the last week of term 1, and with the Easter long weekend coming up soon it'll be a great time for all families to relax and enjoy a few days off with your beautiful babies.

We have been listening to a special sing-a-long book called "We're Going on an Egg Hunt" in preparation for Easter, and the babies absolutely love identifying the different animals they can see on each page. At the end of the book, the animals discover the Easter bunny who comes searching for all his missing eggs. It's a really catchy tune and I recommend sing-a-long books with the younger children because it's a great way to keep them interested and focused especially at group time.

A couple of weeks ago we planted our own herbs and watched them grow gradually within a couple of weeks. What I am trying to teach the babies is how our fruits and vegetables we eat are also grown in a similar matter - that is in the ground with lots of sun and water. Using vegetables we may grow in our garden, we participated in our first cooking experience on Wednesday. Cooking with children has many benefits - it gives you the chance to introduce them to fresh, healthy food and interesting ways of cooking it. There are also all sorts of things your child can learn while helping you to cook, including:

- What different foods look and feel like
- Where foods come from
- How to get food ready for cooking – for example, washing and peeling veggies
- New words in their vocabulary – like peel, whisk or shred
- How to understand basic measuring and maths concepts – eg. half, one teaspoon, 1 cup
- How to follow instructions and do things step by step
- How to wait patiently for food to cook

We decided to make something basic with the babies, but something they would enjoy eating, so we came up with pizza!! Everyone loves pizza and it's such a simple dish to make. The children enjoyed getting involved with the preparation of the ingredients, and assembling the pizza together with a variety of healthy toppings from the "garden". The children were very proud that they had created the pizza themselves, and were extremely eager to taste when it come out of the oven. We look forward to more cooking experiences in the future!



Stage 1

Making Pizza



Stage 1

Painting with Cars



Stage 1 Creative Play



Stage 1

Building Relationships



Welcome to our last week of Term One.

What a wonderful term we have had and a great start to the year. Over the last term we have welcomed lovely new children and their families to our Reddam community. We have experienced lots of separation anxiety and tears but we feel like the children are all starting to settle into their new environment now with ease.

This term we also have welcomed Teacher Jess to the Stage 2 class on a Monday and Tuesday. Its been wonderful to have her a part of our community and we are all looking forward to working together on Term Two's adventures.

This term saw the provocation of "Music Makes Us Happy". We went on an exploration of different music genres, instruments, sounds and tones. This was lots of fun for the kids as they all love music in one way or another. We played different instruments - the piano and guitar were favourites. We danced, we sang and we really did live through the provocation that "music makes us happy".

In Term Two we will be taking a look at colour in more depth through the provocation of - "Colour my World".

Our world and environment has colour everywhere and is forever changing. We will explore colour through songs, stories, dance and art.

We wish everyone a very Happy Easter and a safe Easter break.


We look forward to seeing you in Term 2.

Take care,

Leonie, Tracey, Jess and Fern

Stage 2

Our Term in Review



Stage 2

Our Term in Review



PIC-COLLAGE

Stage 2

Our Term in Review




Stage 2

Our Term in Review



Stage 2

Our Term in Review



PIC•COLLAGE

Stage 3

By Joselyn

This week we have continued to extend on our provocation 'Who am I?' by exploring their identity through mirror drawing experiences. The children were offered a mirror each, drawing paper and coloured pencils, sitting at the art station they looked into the mirror at their reflection and transferred what they saw onto their page. Some of the children were able to identify unique features that are individual to them, others made comparisons between facial features, comparing eyes, noses, mouths, teeth and hair colour.

To continue exploring identity I invite all of our wonderful Stage 3 (Dali) parents to bring in a family photo to share with the class. The photo will be displayed in the room on our new Dali family tree.

As part of the 'Munch and Move' program the children explored healthy eating options by helping to make vegetable juice. During the experience the children learned where fruit and vegetables come from. Some of the children identified that carrots grow in the ground and oranges and apples grow on trees. We looked at images of different fruit trees and vegetables growing. After this we talked about the different types of fruit and vegetables and how they help our bodies develop and grow. We then cut the fruit and vegetables into portions, the children used their senses to taste, smell and feel the variety of fruit and vegetables. Then we placed the fruit and vegetables into our juicer and watched as it turned the fruit and vegetables into juice. It was fantastic to see the children so excited to taste the fresh fruit and vegetable juice that we made!

The children have also been exploring a variety of fine motor/sensory experiences such as coloured oats and dry pasta sensory tables. They have been using tools such as tongs, tweezers, scoops, small spoons, cups and funnels to tip, scoop pour and grasp the oats and pasta. These experiences assist to develop a range of skills including fine motor development, grasping, pincer grip, hand eye co-ordination and transferring objects from one place to another.



Stage 3

Discovering Our Identity



Stage 3 Healthy Eating



Stage 4

By Pauline

Where do we live? What does our home look like?

These are some of the questions we have been thinking about this week. Kayva has moved from Tokyo to Sydney, from an apartment to a hotel and hopefully soon a house. Lucy has moved to another house while her 'old' house gets demolished and a new one is built.

We have been discovering that there are many types of homes - igloos, mud huts, caravans, house boats, apartments, brick houses, tents. We have been noticing the differences and similarities in the homes and using pictures the different types of homes to compare their height . Using boxes, bottle tops, material and tape, the children have been very busy creating their own houses. We look forward to being able to go on an excursion to see Lucy's house being built (same street as our school).


As Easter approaches us, we have created 'Easterland' in the classroom. You might have seen some 'bunnies' hopping around the classroom! Not only are the children engaged in fantasy play, but they are also developing their hopping skills!! We hope that you have a wonderful Easter and enjoy this special time with your children.



Stage 4 Parachute Games



Stage 4 Easter Celebrations



Stage 4

Exploring Our World



Stage 4 Gross Motor



Stage 1 & 2

How time flies when we're having fun! It's now the last week of Term 1. We concluded the term with a highlight of all the favourite songs throughout the past weeks. We played with the Jack-in-the-box, used the **Slide Whistle**, listened to the sounds of frogs and played with the **frog guiro**, listened to the monkey and imitated the monkey actions and much more.

Our little ones are still working on **inhibitory control skills** as children tried to remain as still as they could once the music stopped. The smiles on their faces was evidence that they understood the activity.

The **circle dance** was also more successful with the Stage 2 children this week. Walking in a circle is a big challenge for children at this stage. However, this social activity is so important for children as they learn to co-operate with their friends in order to make the song work. They learn very quickly that **everyone had to fully participate**. If one person stood still or walked in a different direction, the whole activity would fall apart. Thankfully, they all worked really well together and we had a nice "Ring around the Rosie".

Stage 3

We visited our imaginary musical beach once again and built our nice big boat with the sticks. We then collected the ideas of what we liked to do in the boat while at sea. But as we sailed, we saw a ship with a very loud horn again! We used the "sho-fa" (a musical instrument from Israel which is made from a horn of a ram- a daddy sheep) to simulate the loud blasting sounds of a huge ship. Fortunately, we managed to steer clear of the big ship by rowing really quickly. To do this, we sang "merrily we row along" really quickly! When we were safely away from the big ship, we sang the song slowly again, emphasizing the singing voice. It was lovely to hear the little voices sing!

We concluded the lesson with a "rolling good time" at the beach, rolling a beach ball while singing another fun song together. It has been a wonderful term with the children at Stage 3!

Stage 4

The children were very enthusiastic at pretending to be a sleeping bear which wakes up at the end of the song, while the rest of the class crept around the forest with a (I I I Z) rhythm. Children also learned to listen to **the rhythmic patterns of a drum** and respond by either walking, running, or skipping, respectively. Without any verbal instructions, children were able to distinguish between walking, running or skipping rhythmic patterns just by listening to what was played on the drum. This activity develops their **aural perception skills** and helps them with Musical dictation when they embark on more formal musical training in future. We continued to develop their awareness of the difference between **singing voices** and **speaking voices** through a game; Farmer, Farmer. When the farmer uses his speaking voice, the children had to walk in slow motion across the river. If the farmer uses his/her singing voice, the children would run across the river. We are making good progress indeed and I look forward to hear some great music from these little ones in the rest of the year.