



REDDAM EARLY LEARNING SCHOOL LINDFIELD NEWSLETTER



REDDAM

ELS

12TH MAY 2017

Debbie's Message

By Debbie Zerbst, Principal

Dear families,

I hope you have all had a fantastic week while I have been on leave this past week. I have missed you but I will be back on Monday.

Night in the Light - Wednesday 31st May. Please RSVP!

A kind reminder about our upcoming "Night in the Light" on 31 MAY and I am going to extend the RSVP date till Monday 15th May.

Please join us at our celebratory "Night in the Light", family get together. It is time to reflect the growth of our special Reddam Early Learning School in Lindfield in Vivid style.

This invitation is for your whole family to gather together and meet the staff and other families that attend our school. There will be pre-dinner snacks and drinks available.

As early childhood educators we already have one very obvious point of connection with family members. That is YOUR child.

We are genuinely interested in getting to know each child and their families because we believe positive relationships are built on points of connection.

To build genuine connections we need to take the time to have meaningful conversations with our families about our children. During drop off and pick up time there is little time to have detailed conversations. We thought we would create an early evening celebration to bring us all together to make time for meaningful exchanges.

Not only is this a chance for educators and families to engage with each other, but it is also an opportunity for families to meet the other Reddam ELS families in our community.

It's a good time to engage in building partnerships with families so that we can foster respect for our Reddam school community which will contribute and enhance positive learning outcomes for our children.

Please join us!

Stage 1– Da Vincis

By Miss Lauren

Welcome everybody to another week in the Da Vinci room. We say hello to a new face this week, Imogen- sister to Maddie in stage 2, we are so excited to have you join our Reddam family, we hope you enjoy it here just as much as we do.

This week we are taking an in depth look into Marcus Pfisters story "the rainbow fish". It is a picture book which teaches a lesson of sharing and why it is important to not be selfish. Initially the rainbow fish is considered beautiful, the other fish admire his shimmering scales.. however, he becomes vain and selfish.

In the end, the rainbow fish learns that kindness and friendship are worth more than beauty. The children love this story as they admire the rainbow fishes shiny scales. To extend on this interest, the children created their own rainbow fish this week. Using celery sticks to replicate the 'scales' the children stamped the celery onto paper plates along with coloured collage paper and silver sprinkles to replicate the shiny scales.


To celebrate Mother's Day this weekend, the children have prepared a special gift to take home at the end of the week. We hope you all have a fantastic weekend as your spoil your mums or any significant mother figure in your life. We look forward to seeing you next week.

From Lauren, Rujuta, Ella and Diana

Stage 1



Stage 1



PIC • COLLAGE

Stage 1



Stage 2 - Monets

By Miss Leonie

Term 2's provocation for the Monets is "Colour my World". Each week we will take the children on an exploration of colour and look at the world around us and its colour. Whether they recognise it or not, colour plays an important part in each of their lives. It can excite them, inspire them or remind them of something. Understanding colour and how it works is both fun and useful.

Last term we quickly looked at primary colours, red, blue and yellow which brought about a lot of fascination and wonder. We mixed them with the children and they especially liked the secondary colours being made right in front of them, this was a great starting point for moving into Term 2's provocation 'Colour My world'.

There are so many concepts with colour that we are wanting to explore with the children - Shading, tinting, tertiary colours, making a colour wheel, Mixing, light and colour, sorting. Over the last two weeks we have been looking at red and yellow. We have started making weekly colour books with different objects of that colour which the children can go back to and look through which they have been enjoying. We read 'The Day the Crayon Quit' by Drew Daywalt and 'Green Sheep'. We would love the children to share with us any colour books you might have at home.

Next week we will mix red and yellow together to find out what the next colour is that we will be exploring! Through an Ice and Rice Sensory activity the children will participate in a fun activity that provides an opportunity to play with rhyming words, explore scientific concepts and learn about primary colour mixing with all the benefits of sensory play.

As our 'Night of Lights' night draws closer we would thank all the families that have so far brought in empty plastic bottles and empty glass jars but we still need lots more. Please don't forget to bring them in we need them to create some beautiful lanterns.

Thanks for a great week we look forward to our adventures with you all next week.

Leonie, Jess, Tracey, and Fern

Stage 2



Colour is my World



PIC•COLLAGE

Stage 2



Colour is my World



PIC•COLLAGE

Stage 2

Colour is my World



PIC•COLLAGE

Term 2 Provocation: 'Change.'

During term two we will be exploring 'Change.' We will be looking at changes in the natural environment such as the weather and seasonal changes, we will look at how plants grow by sowing carrot seeds and watching the seeds grow and change to produce carrots. We will investigate change through science experiments, through baking experiences and we will also be looking at how our bodies change as we grow.

This week the children explored change through insects and mini beasts, where we looked at the lifecycle of the butterfly. The children looked at images of the different stages of a butterfly's life cycle starting with the egg, then to the caterpillar, then the chrysalis and the beautiful butterfly. The children talked about what the different stages look like and how beautiful the butterfly becomes at the end stage.

We read a story titled 'The Very Hungry Caterpillar,' by author Eric Carle. We talked about how much the caterpillar changed through the book and how much food the caterpillar ate. We also talked about the different food that caterpillars eat and their habitat. The children also discovered interesting facts about caterpillars and butterflies.

During the week the children were offered the opportunity of creating their own unique butterfly prints. They squirted a range of bright colours onto their page and then folded their page spreading the paint using their fingers. They then opened their page to find beautiful butterflies. Some of the children finished their butterflies off using glitter and sparkles.

The children made binoculars to explore the insects in the outdoor environment. They used repurposed cardboard rolls cut in half and stapled together. With the assistance of the educator they made holes into the sides of the binoculars and placed cord through. They then decorated their binoculars using a range of collage materials and glue.

The children also explored the insect and mini-beasts sensory table. On the table the children found butterflies, flies, caterpillars, spiders, centipedes, dragonflies, beetles, bees and other bugs. We wish to give a warm welcome to Grace our new educator. Grace has over four years' experience as an educator. Grace is passionate about setting up experiences based on children's interests. It is very exciting having Grace in our room and we hope that she enjoys her time with us at Reddam ELS Lindfield.

Stage 2/3



Stage 2/3



This week we have had some exciting additions to our group!

Miss Angel has joined us on a Monday & Tuesday. Many of the children already know Miss Angel as she has been in our classroom while doing her teaching experience. Miss Angel was born in Taiwan and has been teaching High School Children before coming to Australia and studying Early Childhood.

Miss Joe has joined us on a Wednesday, Thursday and Friday. Miss Joe was born in England and came to Australia nine years ago. She has been teaching in Australia for the past seven years and has a passion for "making things beautiful". She is able to create beautiful things out of pieces we normally throw away or disregard.

We would like to welcome Riley W, Ava, Connor and Caitlin to our Reddam family and hope that they will be very happy with us.

Now that our numbers are growing and we have two staff in our room, we have been able to implement an indoor/outdoor programme. Between 10am and 12pm, the children are able to engage in activities indoors or outdoors. The children are still getting used to the new programme.

While eating outside at the tables, the children have been noticing the change in season. They have had conversations about how the leaves on the trees have changed colour and are falling from the trees onto the ground. They are noticing the changes in the children at school - how the younger children are getting older and moving to the next class. As we have been listening to the children and their conversation, we have chosen "How things change?" as our Provocation for this term. We look forward to exploring this with the children!

We hope that you have a very special weekend as you celebrate Mother's Day!

From Pauline, Joe and Angel

Stage 4




PIC•COLLAGE

Stage 4



Stage 4



PIC•COLLAGE

Stage 1 & 2

Our music classes for the little ones are very yummy this term. The songs & rhymes are all about **FOOD**! The children learned a song that taught them that “food is good, it helps me grow”. So don't be surprised if they ask for more food this week. We sang a song about pancakes which had “up” and “down” movements corresponding to the lyrics of the song.

Just as how food from different countries has different flavours, music from different parts of the world also has particular character about them. We played the bells to a **Russian tune**, “Goulash”. Listening to a **variety of musical genres** helps children to appreciate the variety and colour of the world we live in.

Stage 3

Stage 3 children are learning lots of “silly songs” this term. Do not worry, they are learning high quality childhood songs from around the world. Just that songs such as “A Ram, Sam, Sam” (**Moroccan childhood song**) and Sarasponda (**Spanish children song**) do not contain any meaning at all in their lyrics. However, such songs are excellent for **phonemic development** as they combine consonants and vowels in a fun and catchy way so that children enjoy singing along. Have you also noticed that children at this age actually enjoy “nonsensical sounds”? It is actually the way they explore and experiment with sounds and is helpful for language development.

In line with the silly sounds our mouths can make, Justin also brought along a **Vibra-slap**. A musical instrument which makes a silly sound! This brought about lots of laughter and it literally was a springboard for our next jumping activity, “Jump along while singing a song”! One activity led on to the next and the children had such a good time laughing and singing. Some children couldn't stop laughing and singing the songs during the lesson and I won't be surprised if they would continue to laugh and sing at home as well!

Stage 4

We began the lesson by reinforcing the difference between **singing voices** and **speaking voices** through a game; Farmer, Farmer. This time, only the teacher was the farmer and the children had to **listen** to whether he sang with the singing voice or spoke with a speaking voice. Then they had to either cross the river in slow motion (if they heard the speaking voice) or RUN! (if they heard the singing voice). It was good fun... and good exercise!

Then we had to move away from the river because it started to rain (it was pretend rain). We used **little maracas** to imitate the sound of rain. Justin told the “weather story” while children created the **soundscape**. Justin brought a “**thunder drum**” which replicated the sound of a clashing thunder when shaken. So when it was “storming”, the children hit a **suspended cymbal** and shook the thunder drum and created a very scary (and loud) musical storm. This was then compared to an excerpt of **Grofe's Cloudburst**, where the orchestra employed drums, cymbals and hectic running passages in the string section to create the image of a storm in the music. These little children were really listening and appreciating Classical Art Music!

Returning from Vacation Programme, it only seemed appropriate upon hearing a number of the children and staff went on holidays to take part in Vacation Yoga.

Bringing a packed mini suitcase of props the children journeyed through poses taking them on a camping trip to set up tents in a forest by a campfire, to the beach where we went surfing while exploring the sea life and finally skiing in the snow. Quiet time at the end of each session for all age groups was shaking and watching a snow globe, something so simple but the look of wonder, fascination, and joy in the eyes of the children went deep and wide.

During the second week of Vacation Yoga, it was developmentally appropriate to begin a dialogue with Stage 3 and go further with Stage 4 that the snow swirling around the snow globe is a little bit like our thoughts, sometimes they can get jumbled and makes us feel emotions like sad, confused or angry but if we allow ourselves some time to sit and breath or to find something we like to do, our thoughts begin to settle and clear again, just like the snow within the globe.

With Linfield numbers growing, there is a mix of children who did yoga last term and those who are engaging with it for the first time. It is an opportunity for the children who have been doing yoga in term 1 to facilitate and model skills they have been practicing with their new yogi friends!

Love & Peace

Kelly

Last week, I read three books for the children.

The process of reading suggests that they love to listen to the stories about animals. Next week, I will continue to read the stories of "Whose Nose" (it is about guessing and animals) and "Where is the Elephant" (it is about the game of hide and seek between a boy and an elephant).

There are different ways of reading and listening stories, such as reading by the teacher, reading with the use of music, students being involved in the reading process, and so on. The most interesting and effective mode is to create environments for kids to be involved in the stories. In the next few weeks, I will design different ways for kids to join in the reading.

As for specific Mandarin knowledge, we will learn how to say "open" in Chinese. For young kids, it is significantly interesting and effective for them to access a language in the process of doing some activities.

Therefore, it would be good for us to continue our learning style, playing and learning. Last week, we put some items in different colour boxes. Then students guessed what is in the box. Then we said the magic words "da kai" (open) together followed by opening the boxes.

During the process, each student had chances to speak the words several times. They enjoyed the games and learnt the words unconsciously. Therefore, next week, we will continue to play the games and review the word.

Mandarin



Mandarin

