



# REDDAM EARLY LEARNING SCHOOL LINDFIELD NEWSLETTER



**REDDAM**  
ELS

20TH OCTOBER 2017

## Simone's Message

By Mrs Simone Cooke, Principal

Dear Parents,

The children have settled so beautifully into the new Term and are already busy at work on their Provocations.

This week I attended a "Munch and Move" conference, where we discussed the latest research on promoting healthy eating and physical education habits in the Early Years. The research from this conference reaffirmed our commitment to providing our children with Intentional Physical Education activities, as recent research indicates that young children require a mixture of both Intentional and free play activities where fundamental motor skills such as hopping, skipping, sliding, throwing etc are taught.

Our Specialist classes in dance, drama, yoga and Physical Education offer important skill development such as Stability skills of balancing, Locomotor skills such as hopping and jumping and Object Control Skills through ball handling skills, batting and aiming. Engaging in these programmes not only extends skill development but develops in our children associated higher level thinking skills, problem solving strategies, sustained concentration and team work.

Our classes commence from our babies upwards as we encourage even our youngest children to experiment, take calculated risks and develop a healthy relationship with physical activity from an early age.

By preparing our children for the physical demands of the school environment we allow them to develop a sense of accomplishment, encourage them to tackle more challenging tasks and discourage reckless behaviour as they learn the importance of managing risk through being more aware of their physical capabilities and the skills required to negotiate play equipment, stairs and uneven surfaces.

Have a wonderful weekend.

# Stage 1

By Miss Maddison Burnley

This week saw the start of our new provocation, 'Old MacDonald had a Farm'. To start off our focus, we introduced some new resources into the room. Some grass was placed alongside a big barn for the children to explore and lots of new animal resources, which quickly became a favourite amongst many in the group.

Our key focus for the week was on cows. We looked closely at a picture book on cows, which showed real images of what they look like, where they live and what they eat. Many of the Da Vinci children were excited to see where milk came from, reaching for their bottles as we looked at the images.

Each day we sang farm songs such as 'Old MacDonald had a Farm' and 'Baa Baa Black Sheep' and we used puppets to add a visual aspect to our singing. The children have been very excited to sing and make the sounds that animals make, especially cows! We added a sensory experience in to extend the children's thinking about where milk comes from. We filled a rubber glove with paint and made some small holes at the tips of the fingers, simulating the idea of an udder. We then hung up the glove and suggested to the children to squeeze so the paint would come out. Not all of the children were so eager to touch the strange looking glove but all were keen to watch as some their peers had a turn. We observed as the children touched and explored with great focus, the cause and effect of squeezing the glove. The children that had a go, made an artwork from the paint being splattered onto the paper. Others turned the glove into a game as they swung it to their friends, giggling as it touched them.

I would also like to add a huge thank you to the Da Vinci families and children for welcoming me in so warmly over the past few weeks. I have loved getting to know you all and look forward to our time together in the Da Vinci room!





# Stage 1: Old McDonald Had a Farm





# Stage 2

By Ms Leonie Pride

This term in Stage 2 we are looking at all the different festivals and celebrations that are important to us and that we celebrate to learn more about our cultural identity for our provocation.

This idea came to us when the children showed such interest in the Autumn Festival - Moon Festival which was shared by Olivia and her mum, Berry. We would like everyone to share a celebration with us that is special to them.

During last week celebrating the Autumn Festival we made beautiful lanterns, sang songs and tried Moon Cake thanks to Berry - it was a lovely treat!

This week it's the Celebration of Diwali and we have been busy making Mandalas with the children, looking into the history of Diwali, singing and dancing and feeling excited to bring in the new year.

If our Stage 2 families would like to suggest a festival or celebration that we can research with the children, we would love to hear from you.

We welcome all the new families into our class for this term that have either transitioned from the babies room or are new to our Reddam Family we look forward to getting to know you all over the coming term.

Thanks for a great week everyone " Happy Diwali".





## Stage 2: Diwali





## Term 4 Provocation: "Around the World"

During Term 4 we will be exploring some of the amazing countries of the world. We will look closely at customs, cultures, food, languages and landscapes typical to the countries we visit.

We began our adventure by taking a trip to China. During our exploration we looked at traditional styles of clothing, the types of food eaten and the language spoken in China. One of our Teachers gave a demonstration on how to use chopsticks. This seemed to interest the children so we followed up by opening a Chinese restaurant in our room. The restaurant offered a limited menu that the children could select from with the most popular items being rice and Chinese noodles. We all had a blast trying to pick up noodles using chopsticks!

With all the interest directed at food, we decided to take a closer look at one of the more traditional foods offered in China, rice. We firstly looked at the different types of rice, then we used our senses to explore uncooked white rice. We began the process of cooking rice, measuring out the rice and tipping it into our cooker, then adding the water, we placed the lid on and the Teachers placed the cooker into the kitchen to cook. With the smell of freshly cooked rice permeating through the air the children gathered to sample the delicious freshly cooked rice.

Throughout the week the teachers offered a range of art experiences including painting inspired by the Chinese flag. With the image of the Chinese flag on the easel some of the children painted what they saw using yellow and red paint.

Images of Chinese characters influenced a range of paintings during another art experience. Whilst the children painted we talked about what the characters meant, Love, Hope and Peace were amongst the words defined by the Chinese characters. The artwork created through this experience was truly amazing!





## Stage 2/3: Paintings Inspired by the Chinese Flag





## Stage 2/3: Cooking & Tasting Rice






## Stage 2/3: Chinese-Inspired Playdough





## Stage 2/3: Painting Chinese Characters





## Stage 2/3: Chinese Restaurant



# Stage 3 & 4

By Ms Pauline Nitzsche

The start of a new term, means a start of a new provocation! This term, our provocation is "Under the Sea".

This week we have looked at the story *The Rainbow Fish*. In the story, the most beautiful fish in the ocean is asked to share one of his shiny scales with a little blue fish, to which he refuses. All the other fish in the sea leave him alone, and he wondered why. He goes to the wise octopus for advice, and she tells him to give away his scales. Rainbow Fish reluctantly does so, except for one. In the end, he is less beautiful than he was before, but he has new friends and is now the happiest fish in the sea.


The children used stick puppets of the sea creatures to retell the story to each other. They have enjoyed singing the song "Slippery Fish" as well as drawing pictures of the Rainbow Fish. Using various collage materials, the children designed their own "Rainbow Fish".

We have been celebrating Diwali this week. Kavya's mum came and did some Mehendi with the children. Mehendi is a form of body art from Ancient India, in which decorative designs are created on a person's body, using a paste, created from the powdered dry leaves of the henna plant. The children were given the opportunity to have mehendi on their hands.

Our Stage 2 group invited our Stage 3 & 4 children to join their Diwali celebrations. We created a buddy programme, where a Stage 3 & 4 child was given a Stage 2 child as their buddy. Outside the older children were able to help the younger children decorate the paving with special paints and glitter and dance to music. Rujuta showed the children various types of lights she uses at her home and shared how her and her family celebrate Diwali.

We hope you have a good weekend! See you next week.

Pauline, Joe and Angel






## Stage 3 & 4: The Rainbow Fish





## Stage 3 & 4: The Rainbow Fish





## Stage 3 & 4: Mehendi & Diwali





## Stage 3 & 4





Hello everyone!

It's good to be back! Music lessons started again and children are smiling, singing and learning through Music once again. It was impressive that the children remembered the routines of the lesson in spite of a 2 week break!

## Stage 1 & 2:

We sang about a great big house filled with all kinds of delicious food. Children suggested they liked apple pies/ chicken pies/ chocolate pies/ strawberry pies etc. Their creative suggestions became part of the lyrics of the song we sang! With our bellies filled, we explored the "great big house" in New Orleans. Many **different movements were labelled** as we "walked", "ran", "skipped", "twirled" and "danced" around the house after that.

Our **focused listening** activity this time was the dog barking sounds. Children imitated the barking and almost sounded like they were having a conversation with the recording! Justin told the children that some dogs actually understand human language. We all then imitated the actions of the obedient dog, Rover, who could follow the commands to "sit", "lie", "roll over" and even "shake his tail". Ask you little ones to show you how it's done. They are so cute! Apart from the fun and laughter, children were also **learning to follow instructions through the song**, which will prepare them for formal classroom interactions in future.

## Stage 3:

Stage 3 children focused on songs about the **family and friends**. Through the song, "I love my family" children pointed the descending pitches of the **melodic shape** and used the egg shakers to enhance that experience. We listened to a recorded phone conversation with **Grandma and Grandpa**. The children really enjoyed this activity as the recording was set on a "repeat" mode. It sounded like the phone kept ringing! We then learned a rhyme about grandma and grandpa. Saying the rhyme together helps children learn to **keep the steady beat** in music.

We also learned how to tip-toe when baby brother/sister is sleeping. Justin suggested that if they wanted to ask for something at home, it would be nice if they said "**please**" and "**thank you**". The children agreed and we even sang a very nice song which contained these polite words. Ask your children to sing it to you this weekend!

## Stage 4:

Children at Stage 4 continue to engage in musical performance by playing a **diatonic song** (songs with 2 notes); so & me. (C, and A.) These 2 notes create **a falling minor 3<sup>rd</sup> interval** which is the **most natural interval for the singing voice**. For instance, when children call out to parents from a distance, "Mummy!" It's usually a minor 3<sup>rd</sup> interval. Of course, we don't tell the little ones such technical stuff. They just know it sounds like the doorbell going "ding, dong", and that's precisely the song they learned this week. The strange visitors were Mr Potato, Mr Carrot, Mr Onion etc. The children gave many funny suggestions and we had a good time repeating this song to find out who else was coming to our party!

After the guest arrived, we played in our musical playground. Our musical see-saw was again a diatonic song, again using notes C & A. If we keep doing this, don't be surprised that your child might even **develop the "perfect pitch"** (the ability to identify the letter name of a pitch they hear).



# Music





This week we reviewed the word "happy" in Chinese by passing and catching the happy ball. Followed by the game, we listened to the song "If You're Happy" in Chinese. The children followed the rhythm, shaking their bodies and laughing. We also reviewed the names of colours - it was quite impressive that most students still remember many of the words.

Last term we focused on learning to saying 'hello' to one another. This week we began to learn how to say "good morning" and "good night" in Chinese. We're able to practice saying these words through reading "Good night, Mr. Owl".

We have also been reading "Whose Mouth?" and "Whose Nose?" We'll now move on to reading "Whose Ears?" to continue familiarising ourselves with Chinese names of our body parts.

