



REDDAM EARLY LEARNING SCHOOL LINDFIELD NEWSLETTER



2ND FEBRUARY 2018

Simone's Message

By Mrs Simone Cooke, Principal

Dear Parents,

A very warm welcome to Term One, 2018 to our new and returning families. We look forward to sharing your child's learning journey with you again this year. The Teachers are so thrilled with how well the vast majority of the children have settled into their new classes. The first provocations and educational programme for the year are already in full swing, as the teachers conduct their daily observations to learn more about their children's individual needs and interests, which shapes their educational focus this year.

We are extremely excited to be welcoming our new Principal Petra Wright to our Early Learning School in the upcoming weeks.

SPECIALIST CLASSES

Specialist classes resumed this week. Please see below a timetable for Term One classes and the teachers who will be guiding this activity.

LINDFIELD

Monday	Dance -	Miss Tess
	PE -	Playball
Tuesday	Music -	Miss Gabby
Wednesday	Yoga -	Miss Kelly
Thursday	Drama -	Miss Laura
Friday	Mandarin	Miss Shelley

SAFETY AND SECURITY

A reminder to all parents that the safety and wellbeing of our children is paramount. Please always check to ensure that both entry gates are closed securely behind you on arrival and departure. It is very important that you do not give out your parent code to anyone outside the school or allow your child to learn this code.

If you are leaving a pram at Reddam, please leave it in the designated pram parking area. All items must be removed from your pram and under no circumstances is food to be left inside as this can pose a risk to children with allergies. Additionally, all prams must be folded up and stored as open prams are a safety hazard.

Simone's Message Continued

Please make certain your child always has a sunhat in their bag each day and that sunscreen is applied before arrival. Teachers will reapply sunscreen mid morning and again in the afternoon. Water stations are provided for the children and they are given regular drinks throughout the day. We do not rely on the child's water bottle for their daily fluid intake.

SCHOOL MULTIFORMS

A reminder that as Term One has commenced all children in Stages 3 & 4 are required to wear their multi-form each day, unless alternative arrangements have been made with the Principal. We do have some second hand uniforms available for those wishing to purchase these, all uniform orders can be placed at uniformshop@reddamhouse.com.au

CASUAL DAYS

All casual day requests are to be addressed to the Principal. Where possible we will do our very best to accommodate these requests. The more notice we receive the easier it is for us to be able to assist you.

TAPESTRY LEARNING JOURNAL

Each child receives a weekly update on our Tapestry Learning App. If you experience any difficulty logging into this for the first time, or if you are not receiving your update please contact your class teacher.

We look forward to an enriching and fun filled 2018!



Stage 1: Nest & Fledglings

By Ms Leonie Pride, Ms Ella and Ms Rujuta

Welcome to the Nest! It is so lovely to have our new babies join us this year and to welcome back our little Fledglings class. A very warm welcome to our new families. On behalf of Ella, Rujuta and Lauren we look forward to having you spend the first part of your learning journey with us here in the Nest. Our little ones are beginning to settle well into their new environment and the focus on the past few weeks has been upon building relationships: including establishing relationships of trust and making new friends. Understanding our children, their needs and interests and getting to know the "whole child" is important, so we greatly value each piece of information that you have provided to us about your child. Over the next few weeks we will be focusing on the children's senses and motor skills with many engaging activities ranging from manipulating shaving cream and play dough, finger painting, smelling different essences, tasting our very own baking and plenty more.

On behalf of the Reddam community we send our sincere sympathy to Lauren on the passing of her beloved father.

Stay safe and enjoy your holidays. We look forward to seeing you all in the new year!



Stage 1: Nest & Fledglings



Stage 2: Chicks

By Ms Jessica Whitbourn

Welcome to the Chicks Room!

Happy 2018!

It has been wonderful to watch as the children, old and new, have settled into, or back into, our classroom. We would like to especially welcome Borna and Ariana to Reddam, and to welcome Israel and his family back to Reddam!

The start of the year is always full of play time, where the children and Teachers have the time to get to know each other well and develop trusting relationships. Our 'old' children are now having a chance to develop some leadership skills, influencing the behaviours and play, and therefore development, of the younger children while feeling a sense of satisfaction and pride as they are our 'Big Helpers'.

Much of our time at the beginning of the year is spent teaching the children about the rules and expectations of our room, such as sitting on the mat for group time or where to put their shoes if they would prefer to take them off. The children are becoming good at collecting their own hat and drink bottle before meals and they have begun forming a sitting-down line at the door, while we wait for our friends, something that was not planned, but a great idea!

Below are some pictures of the different activities we have enjoyed over the first few weeks of term. Our provocation – Who am I? Who are you? – has begun, so please come and see what your children have been experiencing, creating and talking about on our Provocation Wall, to the right of the sign in desk. If you haven't already, could you please email me or bring in a family picture for our wall.

With thanks, Jess, Tracey, Tina and Fern



Stage 2: Chicks



Stage 2/3: Sparrows & Finches

By Ms Joselyn Bruzzano

Provocation: 'All About Me'

Welcome to Term One in the Sparrows and Finches room. This term we will be exploring the Provocation: 'All About Me!' As we progress through the term the children will be encouraged to explore their emerging identity giving the Teachers the opportunity to learn alongside the children.

This week we kicked off our exploration by inviting the children to create self portraits. We placed mirrors, clipboards with paper and pencils on the Provocation table for the children to explore. This experience encouraged the children to take a closer look at their facial features. They looked at their hair, eyes, noses and mouths. Some of the children compared their features to their peers noticing similarities and differences. They then drew their interpretation of what they saw.

Another experience involved the children creating faces using circular boards and a range of loose parts including buttons, coloured wool, gems and beads. This allowed the children to express their creativity through the use of loose parts allowing for greater detail in their creations.

The light box provided the perfect backdrop for a puzzle matching experience. Individual images of the children were cut in half and placed onto the light box. The children were then encouraged to either find their other half or pair their photo with one of their peers photos. This experience made for some very funny matches!


Our literacy focus is a book that ties in with our Provocation titled, 'I Don't Want Curly Hair.' The book tells the story of a girl who grows to love her curly hair. Through the book we have been exploring differences and similarities in our physical features. It has been wonderful to see the children so keen to explore their identity.






Stage 2/3: Sparrows & Finches Light Box Experience



Stage 2/3: Sparrows & Finches Faces



Stage 2/3: Sparrows & Finches Self Portraits



Stage 3/4: Kookaburras & Rosellas By Ms Pauline Nitzsche

It has been great spending the last few weeks getting to know the new children in our Stage 3/4 Room. We would like to welcome the families of Torres, Alfred and Matthew to our Reddam family. We hope that will be very happy at our school.

We have new names for our Stages this year. Our Stage 3s are Kookaburras and our Stage 4s are Rosellas. Unfortunately Joe has been unwell during this past month and won't be able to work at this present time. Margarita has joined us in the room and will be leading the Stage 3 group.

Our provocation for this term is "Where do I belong?". As we explore this question with the children we will look at "the child as an individual" "as a member of a family" and "as a member of our school group". Please email or bring a family photo to school. My email address is pauline.nitzsche@Reddamels.com.au. We will also be sending home a "This is me" page for you to fill in with your child. Please return these to school as soon as possible as we will be displaying them in the room. The children are always very excited seeing their photos in the room.

During the term we will also be creating a book of our new school and how the building work is progressing. The Stage3/4 children were fortunate to watch the hammer drill and digger work at pulling up some cement. The children have shown a great interest in the various machines.

Please remember to apply sunscreen to your child before coming to school. If you have forgotten to do so, there is sunscreen available in the bathrooms for you to use. The teachers will reapply sunscreen in the afternoons.

We would also like to remind everyone that toys are not to be brought to school. If your child wants to rest with a soft toy they may bring one for rest time, but other toys should be kept at home.

We are looking forward to a great term!

Pauline and Margarita



Stage 3/4: Kookaburras & Rosellas



The Nest/ Fledglings

The children will participate in teacher lead dance and drama activities involving props.

Skills learnt this week:

Concentrating and listening carefully
Using their manners
Following direction by watching and copying the teacher
Mime

Activities include:

Using props and music
Using the Parachute to understand slow, fast, red and green
Introducing puppets to introduce the term 'gentle'

Stage 1/2

The children will feel comfortable with their surroundings, realising that drama class is a place where they can learn how to sing, dance, and act.

Skills learnt this week:

Concentrating and listening carefully
Using their body to create shapes
Following Direction
Key Phrase: Freeze, Mime

Activities include:

Discussing where the audience space is and what an audience does, learnt how to bow, sleeping animals, find similarities, follow the leader. Mime, Teacher led interactive adventure

Stage 3/4 Objectives:

Objectives:

This week the starting point of the lesson began with a letter from the tooth fairy asking for help. The children worked together using their imaginations to go through the magical wardrobe, discovering a fantasy world behind it, creating characters and working as a team to develop a whole class improvisation.

Skills learnt this week:

Improvisation and creativity
Taking on the role of a fantasy character through a group improvisation
Working Together
Portraying facial expressions and body gestures
Spatial awareness
Rhymed words
Understanding what a moral is

Activities include:

Imaginative play - to go through a Magical Wardrobe (like Narnia)
Discussed a letter from the tooth fairy and what a wardrobe is, what you usually find inside as well as what the wardrobe looked like
Used music to mime going through the wardrobe
The children thought of their own fantasy name
The children went on an adventure together. The aim was to get something from each place they visit so they can help the tooth fairy. In the letter it said; the first makes potions; The second breathes fire; The third one lives in a giant castle; The last lives underwater
Used rhyming words to create a spell
Discussed right and wrong

Warm welcome new students and glad to see old friends. This is the first Chinese lesson of term 1, 2018. So there are two group students, new students and old students. Based on that, I would like to combine the contents of the lesson to suit new students and other students.

First of all, it is so nice to know new students. I would like to introduce my Chinese lesson and myself to them. Meanwhile, It is important for me know them. Therefore, we will play a game, named New Year wishes.

Afterwards, they can share the interesting stories happened during their holidays.

Secondly, we will review what we have learnt last term. Most of students like the happy face ball. They like to touch, squeeze, pass, and catch the ball. Therefore, it is better to review from their favorite part. They can pass the ball and say "hello, happy ball" in Chinese to each other. Then we will sing the song related to it and do hands copy. The name of the song is "If you are happy, please clap your hands with me".

Afterwards, it is time to read books. Since there are some new students, I would like some students can re-narrate the stories to their new friends. Then I would like to share the stories in Chinese and they can help me to open the flips of each page.

Peppa pig time is always the happy time for kids. We would watch the episode of "hide and seek". It can help old students recall their memory of numbers. Also the new students can start to learn how to count numbers in Chinese. As for family members, colors, numbers and fruits, we will review and learn in the future lessons.

