



# REDDAM EARLY LEARNING SCHOOL LINDFIELD NEWSLETTER



**REDDAM**  
— ELS —

9TH FEBRUARY 2018

## Simone's Message

By Mrs Simone Cooke, Principal

Dear Parents,

### THE IMPORTANCE OF THE EARLY YEARS

The first eight years of a child's life are recognized as the most important time for learning and development, laying important foundations for future success. Having a strong sense of self identity and building meaningful and authentic relationships with others is a key element in developing a healthy self esteem, confidence and well being. As you read through the newsletter this week you will notice that many of our Teacher's provocations focus upon building a strong sense of self, family and community. Encouraging the children to learn more about who they are as individuals but also establishing a strong sense of belonging and meaningful connections with their teachers and peers.

The principles of the Reggio Emilia approach which we employ here at Reddam promotes collaboration, enquiry and curiosity. Our provocations are designed to encourage children to experiment and delight in their individuality and share their unique skills and qualities with others. Intentional teaching and using the environment as a "third teacher" allows our children to explore in beautiful, calm and welcoming spaces which promotes positive interactions and develops a life long love of learning.

When exploring their provocations our children become researchers who investigate, pose questions and solve problems. Research shows that offering developmentally appropriate, enriching experiences at a young age are crucial determinants of the way each child's brain architecture develops. Positive experiences shapes the brain and the child's capacity to learn, interact with others, build resilience and respond to daily stresses and challenges.

We are preparing children not just for preschool and school but for long term success in life.

Thank you to our dedicated teachers for all their hard work in ensuring our little ones have settled so quickly into their new classrooms and routines.

Have a wonderful weekend.

# Stage 1: The Nest & Fledglings

By Miss Leonie Pride

Welcome to Week 2 of Term 1. Its lovely to be back meeting new families and it's especially lovely to watch the children starting to settle beautifully into their new environment. Thank you to everyone for your condolences and lovely words.

Starting school for our little ones is the biggest thing to date in their little lives, we want them to feel safe and secure while not in the care of Mum and Dad. It's important for us to make this new transition relaxing for all our children. They need to learn to trust these new faces of our's and with the open communication of our Teacher and parent relationships we to can make the transition smooth for the whole family.

This week we have started to collect Family photos for our wall. The children that already have their photos on the wall love to go over to it and point at their families this makes them feel connected to you while your at work. For those families that haven't already could you send me through a family photo.

[Leonie.pride@reddamels.com.au](mailto:Leonie.pride@reddamels.com.au)

This term our focus is on just getting to know each other - Building relationships through play. The children love music and throughout our day this is how our group comes back together, how we all connect with one another.

As parents you know your child best so if you would like to add any interests that your child likes we can incorporate it into our program.

Thanks everyone for a lovely week.

Leonie, Ella and Rujuta





# Stage 1 - Building Blocks and Music






## Stage 1 - Chinese New Year





## Stage 1 - Floor Drawing with Crayons





# Stage 2: Chicks

By Ms Jessica Whitbourn

Over this last term and through our Provocation of Festivals and Celebrations the Children are learning to have a strong sense of Identity. We have been showing respect for all the diversity in our class, acknowledging the varying approaches of children, their families, their communities and their cultures.

The teachers have been demonstrating a deep understanding of each child, their families and community contexts in planning for the children's learning.

This week we have started our countdown to Christmas the children have created a beautiful festive tree which they have been busy decorating. Acknowledging Christmas is celebrated differently among our families is very important. Its lovely to see all the children embrace this diversity while still having fun celebrating.

Christmas Carols in all different languages has been heard throughout the school from our class this week. It's wonderful to observe the children listening to songs sang in other languages the tune is the same but the words sound different it doesn't seem to stop them from dancing and singing along.

We have also been very busy making Christmas Craft which represent all our cultures. We are excited to celebrate with all our families this coming Monday at our End of year Celebration.

As this is our last newsletter for the year we would like to thank all our lovely families for all their support what a fantastic year it has been. It has been a privilege for all our Teachers to have taught your children throughout 2017 we have loved watching their journey they have all grown in their own unique ways.

This year through our provocations we have explored many wonderful things such as Music makes us Happy, the World of Colour, we have been Scientific Terrific Stage Two's and what a fabulous provocation this last term has been with celebrating our own selves. Thank you to our wonderful children who have made it a pleasure to teach.

All the Teachers in Stage 2 wish all our families the very best for 2018 and we looking forward to seeing what the New Year brings. May you all have a wonderful time with your families over Christmas.

Leonie, Jess, Tracey, Fern and Lucia





## Stage 2





## Stage 2





## Stage 2/3: Sparrows & Finches

By Ms Joselyn Bruzzano

This week we continued to expand on our Provocation: "All About Me," by taking a closer look at our physical body and individual body parts. During group time we investigated our hands, using magnifying glasses we inspected the front and back of our hands. We compared our hands to those of our Teachers and peers, noticing differences and similarities in the colour of our skin, as well as the size and shape of our hands, fingers and nails. We also investigated the internal structure of our hands through the use of an x-ray, looking at the connection of the bones and the thin line that identifies the skin.

Our light box allowed us to clearly identify more complex areas of the x-ray. The children spent quite some time looking at the skeletal formations and connections.

An investigation table allowed the children to continue their exploration of our hands, with the children recreating their own interpretation of the x-rays that we have been exploring. Using cotton tips dipped into glue the children arranged them onto black paper forming their very own x-ray hand.

With so many of our Sparrows and Finches showing keen interest in science based activities, we began our STEM based Investigations. STEM experiences help to build a love for learning and creates a solid base for understanding key concepts of science, technology, engineering and maths. Throughout the week we offered the children small containers filled with yellow, red and blue coloured vinegar, water droppers and a tray of bi-carb soda. The children seemed intrigued, watching the reaction of the vinegar mixing with the bi-carb soda, they noticed the colours change as they mixed.

Finally, if your child has turned 3 years of age please ensure that they wear their multiform uniforms to school during school Term. Also, please ensure that all of your children's belongings are clearly labelled, this includes all hats, drink bottles and shoes.





## Stage 2/3: X-Ray Art Experience






## Stage 2/3: Science





## Stage 2/3: Light Box X-Ray Experience





# Stage 3 & 4: Kookaburras & Cockatoos By Pauline

## All About Me

I would like to take this opportunity to introduce myself, my name is Miss Margarita and I have been teaching in the Early Childhood industry for over six years. My experience ranges across all age groups, however I have a real passion for teaching the pre-school age group. I am so inspired by the constant discussions and ideas being shared between child and teacher. During these discussions I enjoy learning alongside the children, guiding and extending their literacy and numeracy skills and visual provocations. I look forward to getting to know you and your child over the upcoming year.

During the week we continued exploring our current provocation; "All about me". Following on from last week;

The Kookaburras have been using mirrors to visually learn and explore our facial features and what we look like. Each child in the group was encouraged to share what they saw when they looked in the mirror provided. Together we also discussed our similarities and differences; the colour of our hair and/or eyes. It was important to share, that we all may look different but we are all special and unique. This discussion extended onto sharing our understanding with empathy and respect. Throughout the week we will continue to strengthen our understanding about different parts of our bodies whilst supporting our learning of families and those around us.

Additionally the Kookaburras have also been learning about different animals; their features, their natural habitat and what they may eat. This all began by several children in the group showing an interest in learning more about the natural world around us. We have begun this learning through literacy and co-constructive discussions. Currently we are familiarising ourselves with the different type of animals around the world, e.g. elephants, tigers and lions

The Rozelles have been drawing portraits using both markers and pencils. During this art experience, the Teacher continued to encourage the children to take note of their facial features and take time to communicate this into their artwork. It was important for each child to explore their identity through art, sharing what they see on a daily basis. Once completed each artwork was discussed with the Teacher and extended upon through social discovery.

The Rozelles, have also been spending each morning learning and practicing their alphabet and letter skills. The group begins by singing and discussing each letter in the alphabet and some words that may start with this letter. Throughout the discussion children are encouraged to share words and ideas with their Teacher. Following the discussion, the group is moved to the table, where each child is able to practice their fine motor and co-ordination skills as they familiarise themselves with different letters through visual arts/writing.


Friendly reminder: Please don't forget to fill out the "All about me" form (next to the sign in/out sheets). These information sheets are an important part of our current learning into families and each other.

With thanks, Pauline and Margarita





## Stage 3 & 4





## Stage 3 & 4





## Stage 3 & 4





I was so glad to see the students in my Chinese class again. For children in Stage 4, they still remember my name and some words we learnt last year. The positive feedback encourages me to share more traditional Chinese stories with them. Therefore, this year, there will be two Chinese culture lessons in each term.

Meanwhile, children in Stage 3 have commenced mandarin lessons for the first time. Therefore, I introduced the rules of Chinese class, listening to the teacher and speaking Chinese.

After that, we started to listen to new stories. Last week, I shared the story of "I Went Walking" in Chinese with them. The story is simple, so it was easy for them to understand the contents even though I told the story in Chinese. They guessed the animals which might be seen on the next page. The process of accessing a familiar story in a second/foreign language is a good way to acquire a second/foreign language unconsciously. Therefore, I would like to re-tell the story again in the following weeks. Also, this week, I would like to encourage children to repeat some words in Chinese.

We started to learn the song "Two Tigers". The rhythm of the song is simple and uses simple lyrics. Some children have grasped the rhythm and could follow it and add some hand gestures.

Our focus words in the coming weeks will be how to say mother and father in Chinese for Stage 3, birds and rabbit for Stage 4.





# Yoga

By Ms Kelly Nance

Continuing from last weeks jungle animal theme, the Reddam children revisited and extended upon the poses by going for an imaginary walk in the jungle. Opening up with a fun warm-up song by Sticky Kids, 'Jungle Song,' the children marched to the beat while seeing different animals along the way, doing the actions and sounds. If you have a Spotify account, it's available for playing at home and is a fun easy way to do some quick movement while having fun and bonding with your child. The Stage 1 children right through to Stage 4 smiled to the beat and rhythm.

After warming up, a visual representation of a jungle was created by using materials, props, and animals. While bringing out an animal from the yoga basket to place in the wild jungle, it was discussed whether that animal would be placed in the water or would it live on land, allowing the children to either use their knowledge or to learn new information from peers or myself. For instance, while crocodiles live and swim in the water, they can also run on land too!

Discussion around respecting and listening to our bodies continue with children choosing options that are suitable for their body, feeling a stretch by not so far their bodies say, 'OW.'

I have also begun bringing an assistant with me, Meditation Bear! The children have been responsive in following the visual cues from Meddy Teddy with verbal instructions from myself for poses that involve laying on their tummy like snake. My growing baby bump offers an opportunity to lead by example when listening to what your body is saying and making modifications.

Downtime this week was sitting with our legs crossed, hands on our knees like Meddy Teddy while closing our eyes and listening to recorded sounds from animals, having a guess at which jungle animal we were hearing. By keeping our bodies still and our eyes shut we are able to better tap into our sense of hearing and create a quiet stillness by concentrating.

Love and Peace,

Kelly

