



REDDAM
ELS

27TH JULY 2018

Petra's Message

By Mrs Petra Wright, Principal

Dear Parents,

Welcome back to Term 3 and to all our new families who have joined the Reddam community, we look forward to getting to know you and your child/ren.

I am sure you will agree that our Vacation Programme was filled with exploration and fun. I would like to thank all the staff for always going above and beyond to make sure the children have the best day ever!

The Reading Challenge was a great success. I was inspired to see so many parents get involved and spend many hours reading with their children, as this is so important to increase verbal/writing skills, improve children's ability to comprehend written material and help articulate thoughts, improving your child's vocabulary and making them a more creative thinker. Congratulations to Yi Liu in Stage 3 Finches class, who read 150 English and Chinese books with his parents! He will receive a book voucher to choose his favourite book.

At the commencement of a new term, we move the specialist teachers around so every child can share in different experiences. This term, our specialist classes are as follows:

Monday	Play Ball, followed by Drama
Tuesday	Musical Theatre
Wednesday	Mandarin (am), Yoga (pm)
Friday	Music

We are looking forward to seeing you at our teacher/parent meetings next week. Please note this is a 15 minute meeting to update you on your child's progress. If you would like more time, your child's Core Teacher will be happy to find another mutually suitable time to meet with you.

Save the Date - Father's Day Breakfast - Friday 31st August 2018, 8am to 9am

We invite all special men in our children's lives to join us for a Stay and Play morning, including a delicious sausage sizzle. An invitation will follow shortly.

In next week's newsletter, all Stages will introduce their provocations for Term 3. Have a wonderful weekend with your precious children.

Week 1: NAIDOC Week

By Mrs Petra Wright

Aboriginal Dancing

The school was filled with bodies moving to traditional music that inspired our dancing. We learnt about traditional stories that are told in Aboriginal communities which lead their movement. We also went on a scavenger hunt to search for twigs and sticks to decorate our canvas paintings.

Aboriginal Music

The sound of the didgeridoo could be heard throughout the school with James playing the iconic instrument for us. He also introduced a number of other traditional instruments used by the Aboriginal tribes across Australia, still to today. We then took our knowledge of the didgeridoo and used a variety of materials to create our very own.

Cave Paintings

Today we investigated cave prints and paintings and explored the process of cave painting and prints, types of pigments used and how they were created/sourced. We then tried our hand at creating our own prints using natural food colouring.

Dot Painting

Our day's focus was cultural diversity where we discussed traditional and contemporary Aboriginal culture during group times. We then made our own Dot Paintings using earth colours and processed and natural paints on canvases. We used a variety of methods learned from our discussions in group times to apply the paints.

Baking Traditional Food

Damper - also known as bush bread or seed cake-bread - is a traditional dish made by Aboriginals for thousand of years. We used our culinary skills to attempt our own Damper, with positive results! We then enjoyed it for afternoon tea. We also used Australian Gumnuts to create beautiful paintings, just as Aboriginal family groups have done for centuries.



Day 1: Aboriginal Dancing



Day 1: Aboriginal Dancing



Day 1: Scavenger Hunt & Story Stones



Day 2: Aboriginal Music



Day 2: Making Didgeridoos



Day 3: Cave Paintings



Day 3: Cave Paintings



Day 3: Cave Paintings



Day 3: Cave Paintings



Day 4: Dot Paintings



Day 4: Dot Paintings



Day 4: Dot Paintings



Day 4: Dot Paintings



Day 5: Baking Traditional Food



Day 5: Traditional Food & Gumnut Painting



Day 5: Making Damper & Gumnut Painting



Week 2: Fairy Tales

By Mrs Petra Wright

The Gingerbread Man is a folktale about a gingerbread man's escape from various pursuers and his eventual demise between the jaws of a fox. We created our own gingerbread men, carefully decorating them before placing them in the oven to bake. Luckily they didn't jump out of the oven and run away, so we were able to eat them for afternoon tea.

"The Tiny Seed" by Eric Carle presents the story of the life cycle of a flower, from a tiny seed to maturity. As we read the book, we discussed how living things grow and learnt the names of the various parts of the flower. We then put our knowledge into practice and made grass heads in transparent cups so we can watch it grow and develop!

"Room on the Broom" by Julia Donaldson is a British children's book which tells the story of a kind witch and her cat who invite a number of other animals to join them whilst travelling on her broomstick. We took part in our very own adventure, creating witches and wizards hats using a range of collage materials. We then cooked up a potion of worm jelly and chocolate mousse which we devoured at afternoon tea.

"Little Red Hen"

The Little Red Hen worked hard to plant and harvest wheat, and baked bread. Our inner-chefs were challenged with creating loaves of bread - with great success! We were very excited to try our creation while it was still warm. We also used wheat to paint on paper, creating a variety of different patterns.

"Giraffes Can't Dance"

When Gerald the giraffe feels too awkward to dance, a cricket teaches him that he just has to find his own music. The day consisted of dancing to jungle music where we used our animal instincts to jump, dance, shake and swing your hips. We were then treated to face painting by our very talented teachers where we were transformed into jungle animals of our choosing.





Day 6: The Gingerbread Man



Day 6: The Gingerbread Man



Day 6: The Gingerbread Man



Day 7: The Tiny Seed



Day 7: The Tiny Seed



Day 8: Room on the Broom



Day 8: Room on the Broom



Day 8: Room on the Broom



Day 9: Little Red Hen



Day 9: Little Red Hen - Baking Herb Bread



Day 9: Little Red Hen




Day 10: Giraffes Can't Dance



Day 10: Giraffes Can't Dance



Day 10: Giraffes Can't Dance



Week 3: Winter Wonderland

By Mrs Petra Wright

"The Nutcracker"

Music from The Nutcracker inspired some beautiful and creative dancing across all Stages today. Some stunning outfits complemented the program and we shared in our excitement by choosing to make either our own puppets from the story or make a special wand.

Snow Play

We were invited to experience the sensory activity of making and playing with our own homemade snow. We strengthened our fine motor skills as we made snowmen and other winter-inspired decorations.

Ice with an Arctic Twist!

Frozen in time - We poked and prodded the large ice cubes, filled with a variety of marine life. We watched as it melted before our eyes and discussed how melting occurs. We then used smaller ice cubes to create some colourful patterns across the paper!

Winter Festival


We celebrated the national Winter Festival by decorating natural and processed materials to form a spiral garden. We added handmade lanterns to the garden for a colourful touch. We then enjoyed our afternoon tea in our spiral garden, marvelling over our handiwork.

Warm Up on the Jumping Castle

Squeals of laughter could be heard coming from the jumping castle as the children jumped, slid, and bounced alongside one another. As they exited the castle, they were encouraged to navigate the obstacle course. The afternoon saw the children experiment with goop, made out of cornflour and water. They all participated in making it then spent many enjoyable minutes manipulating the slimy mixture. A nice, relaxing way to end our Vacation Programme for July.



Day 11: The Nutcracker



Day 11: The Nutcracker




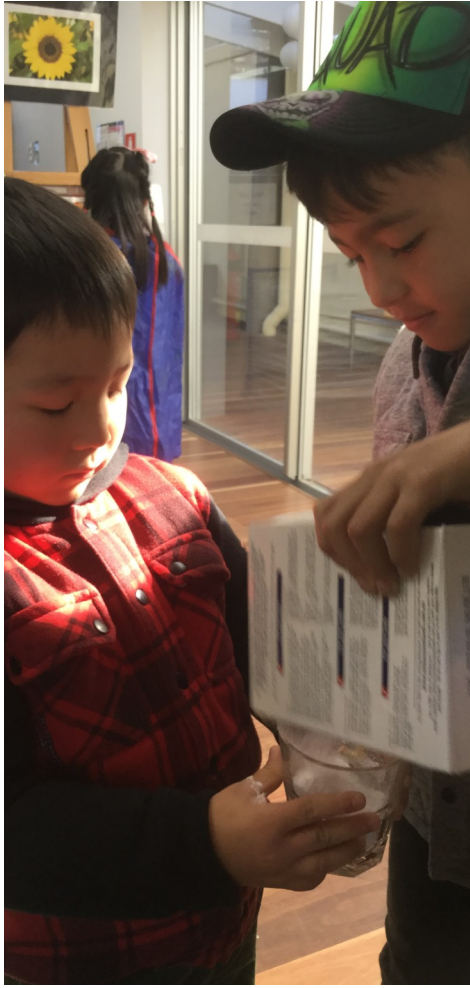
Day 12: Snow Play



Day 12: Snow Play



Day 12: Snow Play




Day 12: Snow Play



Day 13: Making Coconut Snowballs



Day 13: Ice with an Arctic Twist!



Day 13: Ice with an Arctic Twist!



Day 13: Ice with an Arctic Twist!



Day 14: Winter Festival



Day 14: Winter Festival



Day 14: Winter Festival



Day 15: Jumping Castle & Goop



Day 15: Jumping Castle

